

MICHAELANASTASSIADES

INSTALLATION INSTRUCTIONS



FAIREST, 2016

PRODUCT SPECIFICATIONS

Product weight:

ø65 ~1kg

ø150 ~3Kg

ø200 ~5kg

BEFORE INSTALLING

Please keep these instructions for future reference.

Please read instructions in full prior to installation noting all illustrations. Instructions should be followed precisely.

Position the mirror where desired ensuring that the wall is suitable to support the weight of the object.

Modifying any part of the mirror will void the products warranty.

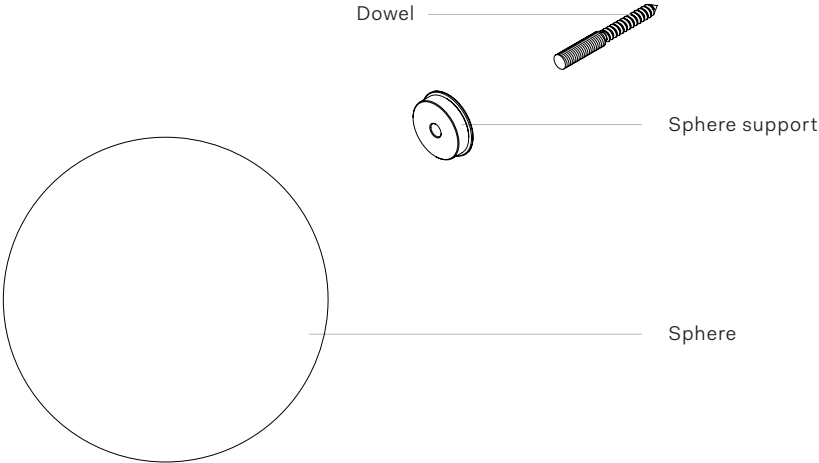
Michael Anastassiades accepts no liability for incorrect use of the mentioned object.

CLEANING INSTRUCTIONS

Whilst cleaning please be extremely careful and use the white cotton gloves provided.

Golden plated brass: Please handle with extra care. As gold plating is particularly delicate, do not apply pressure. Use a soft dust cloth and gently rub marks until clean. We strongly advise to regularly dust your gold plated items with an extra soft dust cloth. The gold plating can come off over time, especially if friction is applied to the surface. As the item is plated do not use any brass cleaning liquid. You must use only water and a wet cloth.

Parts Supplied



Additional Items Provided

- Pair of Gloves
- Spare Kit Bag

Additional Requirements

- Power Drill and Bits
- Wall plug

Fig. 1

Whilst installing the fixture please take care and use the gloves provided.




Fig. 2

Mark the hole to be drilled. Once drilled, insert wall anchor into the hole, ensuring that the area is able to support the entire weight of the fixture (noted on product specification).

Wall anchor is not supplied for this fixture. Determine the fixing method appropriate to the surface material before starting the project. Use fixings that are suited to the surface material and are sufficient to bear the weight of the object.

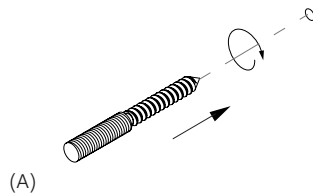


Fig. 3

Screw the sphere support (B) until it is flush with the wall.

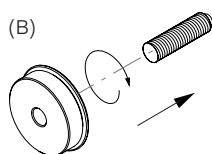
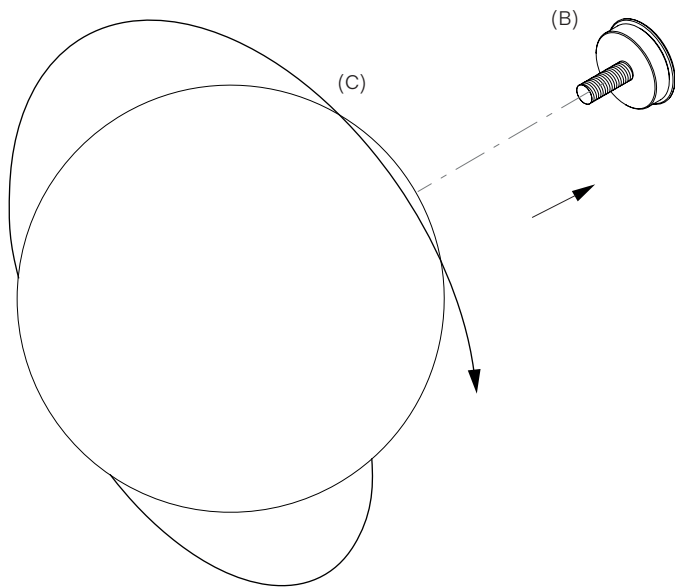
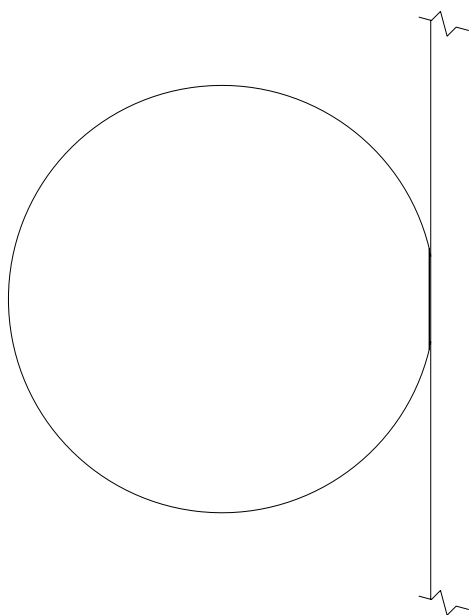


Fig. 4

Screw the sphere (C) onto the sphere support (B).





Michael Anastassiades' design philosophy is to preserve the inherent qualities of given materials. All of our products are handmade and come in natural finishes, exposed to the elements without any protective lacquers. We look at oxidisation as part of a process that adds to the patina of an object, increasing beauty with time. We try our best for all goods to leave our premises in pristine condition, but sometimes products may arrive with minor oxidisation marks.

Whilst every effort is made to ensure an accurate representation of product colours, finishes and dimensions, Michael Anastassiades Ltd reserves the right to alter these details without notice, in compliance with its own production needs, technological changes or in response to the current market needs. Colour swatches are for reference only; Michael Anastassiades Ltd cannot guarantee exact colour match for any product finishes.

All designs are protected under copyright law. Michael Anastassiades holds the exclusive manufacturing and distribution rights worldwide. Copying will be prosecuted.

All light fixtures in this catalogue have CE marking compliance.

Michael Anastassiades Ltd.
50 Rochester Place, London NW1 9JX
T +44 (0)20 7928 7527
sales@michaelanastassiades.com
www.michaelanastassiades.com
© 2020 Michael Anastassiades Ltd. All rights reserved.